

HAYDEN OPHTHALMIC

INSTRUMENTS AND EQUIPMENT



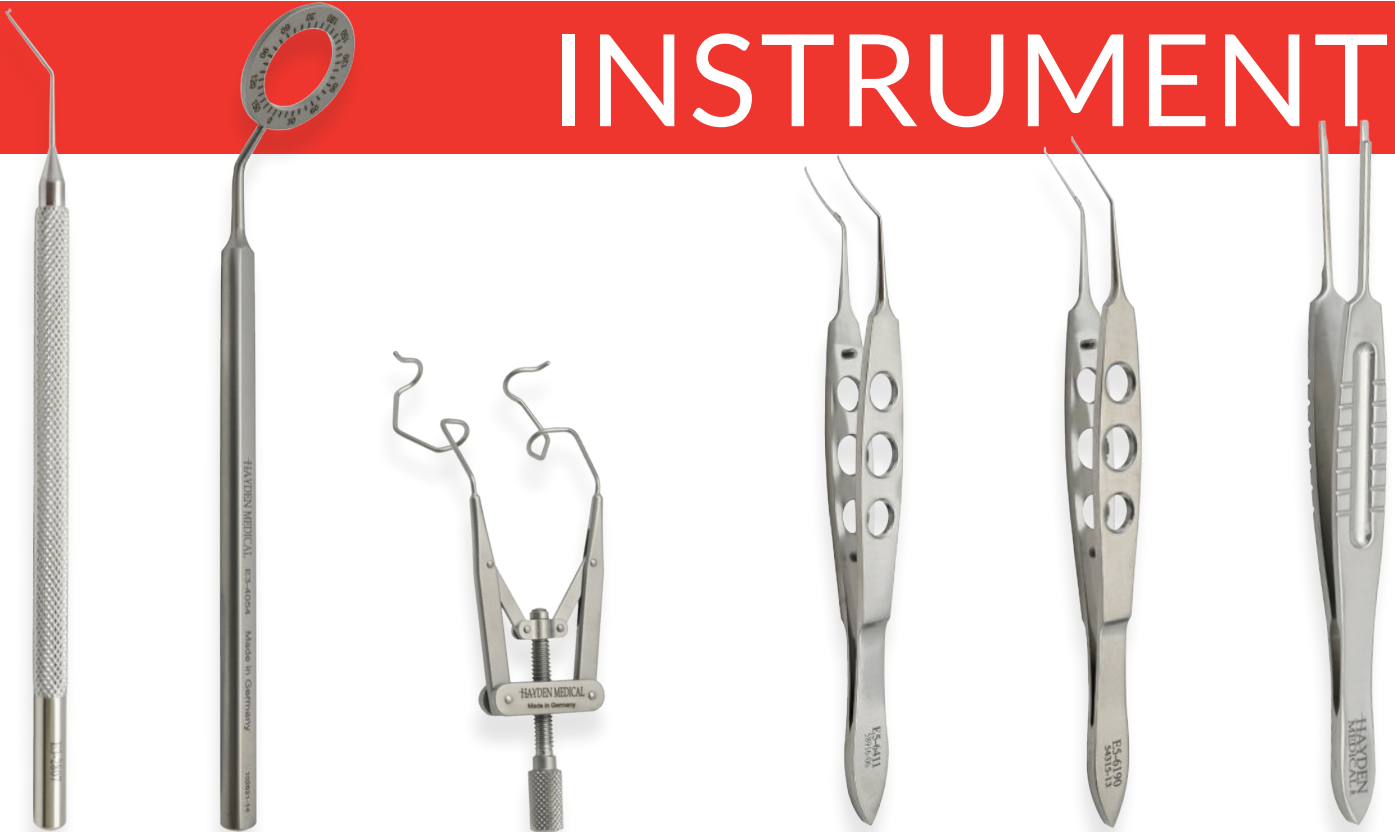


Hayden Medical offers high quality Ophthalmic surgical instruments and equipment that surgeons can rely on for their clinics and surgery suites. We provide products for Optometrists, Ophthalmologists and Oculoplastic surgeons nationwide. With decades of experience, our team has a distinct eye for quality which is of the utmost importance when selecting precision instrumentation. Allow us to accommodate the unique needs of your practice with high quality products and services by Hayden Medical.

Visit us online at

haydenophthalmic.com

INSTRUMENTS





LIEBERMAN EYE SPECULUM

E1-1013

adjustable mechanism, V-shaped blades are designed to retain the surgical drape under the eyelids, 15mm blades, stainless steel



CONNOR WAND

E3-2098T

0.5mm ball shaped tip, straight shaft, round knurled handle, 11.7cm overall length, Titanium



SINSKEY II LENS MANIPULATING HOOK

E3-2505T

0.2mm diameter blunt tip, angled 10mm from end to tip, 115mm overall length, Titanium



DRYSDALE NUCLEUS MANIPULATOR

E3-2666


paddle shaped tip with anterior capsule polisher, angled 10mm from bend to tip, 112mm overall length, stainless steel



CYCLODIALYSIS DBL/ENDED SPATULA

E3-2709

0.25mm flat posterior surface with semi-sharp tip, angled/vaulted 10mm from bend to tip / 0.25mm flat posterior surface with semi-sharp tip, angled/vaulted 15mm from bend to tip, 135mm length, stainless steel



MICRO OSHER/MALYUGIN COLLAR RING MANIPULATOR

E3-2807

angled 10mm from bend to tip, 118mm overall length, stainless steel



NAGAHARA PHACO CHOPPER

E3-3620T

angled 45° shaft, 10mm from bend to tip, 1.5mm tip, 60° cutting edge, Titanium



NAGAHARA PHACO CHOPPER

E3-3640

angled shaft, 10mm from bend to tip, rounded, blunt tip, 0.9mm inferior wedge, stainless steel

KUGLEN IRIS HOOK & LENS MANIPULATOR

E3-2574

push-pull model, straight, round knurled handle, stainless steel



BORE'S TWO-RAY MERIDIAN MARKER

E3-4003T

100mm overall length, Titanium (with stainless color)



MACKOOL IOL LENS CUTTING SCISSORS

E4-1590


Titanium



MENDEZ DEGREE GAUGE

E3-4054

matte finish, outside diameter 18mm, inside diameter 12mm, ruler markings on top of ring, stainless steel



IOL LOADING FORCEPS

E5-5601

for controlled handling of IOL's, stainless steel (ALCON Style)



WESTCOTT TENOTOMY SCISSORS

E4-1501

curved for right handed use, blunt tips, 21mm from pivot to tip, 11.7cm overall length, stainless steel



MCPHERSON FORCEPS STRAIGHT

E5-6102

4mm smooth tying platform, 86mm overall length, stainless steel



VANNAS CAPSULOTOMY SCISSORS

E4-1520

sharp pointed tips, straight 5mm blades, 90mm overall length, serrated handle, stainless steel



MCPHERSON FORCEPS ANGLED

E5-6103

5mm from bend to tip with 4mm smooth tying platform, 85mm overall length, stainless steel



CASTROVIEJO SUTURE FORCEPS

E5-6132

0.12mm 1x2 teeth with tying platform, stainless steel

E5-6134

0.5mm 1x2 teeth with tying platform, stainless steel



CASTROVIEJO NH W/O LOCK CURVED

E6-7011

delicate curved 9mm smooth jaws, without lock, 140mm overall length, stainless steel



UTRATA ANGLED FORCEPS

E5-6190

angled 11mm from bend to tip with extremely thin triangular grasping tips, 102mm overall length, stainless steel



CASTROVIEJO NH WITH LOCK CURVED

E6-7013


delicate, curved 9mm smooth jaws, with lock, flat serrated handle, 140mm overall length, stainless steel



UTRATA VAULTED FORCEPS

E5-6411

vaulted shafts 11mm from bend to tip with extremely thin triangular grasping tips, 102mm overall length, stainless steel



AIR INJECTION CANNULA 27GA.

E7-2014

angled 5mm from bend to tip, 19mm overall length



MACKOOL LENS REMOVING FORCEPS

E5-6376

Titanium



BISHOP-HARMON CANNULA 19GA.

E7-2030

angled 35° 7mm from bend to spatulated tip, 24mm overall length



CHANG HYDRODISSECTION CANNULA

E7-2302


Chang hydrodissection cannula 27ga., 1.5mm flat standard tip angled 90° with beveled opening, 16mm overall length



BISHOP-HARMON FULL SET

E7-2084

Bishop-Harmon Cannula 19ga., Adaptor for Silicone Bulb, Silicone Bulb



MICRO STERILIZATION TRAY

030-107

w/ silicone finger mats & dome lid, 6" x 10" x 3/4", autoclavable plastic



STEVENS TENOTOMY SCISSORS

100-406

4-1/2" (11.3cm), straight blunt points

Bipolar Forceps
Calipers
Cannulas
Choppers
Corneal Markers
Fixation Rings
Forceps
Hooks
I/A Systems
IOL Cutters
Iris Retractors
Lacrimal Instruments
LASIK Spatulas
Lens Loops
Lid Plates
Manipulators
Manual Nucleus Fragmentation
Muscle Hooks
Needle Holders
Retractors
Rongeurs
Scissors
Scleral Depressors
Spatulas
Speculums
Toric IOL Markers

FORCEPS**BECHERT-MCPHERSON TYING FORCEPS****E5-6104**


angled 10.5mm at 45°, with 10mm smooth tying platform, serrated flat handle, 84mm overall length, stainless steel

**TROUTMAN-BARRAQUER COLIBRI CORNEAL UTILITY FORCEPS****E5-6150**

1x2 teeth set at 45°, 0.12mm, 73mm overall length, stainless steel

**HARMS-COLIBRI FORCEPS****E5-6170**

1x2 teeth set at 45°, 0.12mm, with 6mm tying platform, oval hole flat handle, 75mm overall length, stainless steel

**KELMAN-MCPHERSON TYING FORCEPS****E5-6509T**

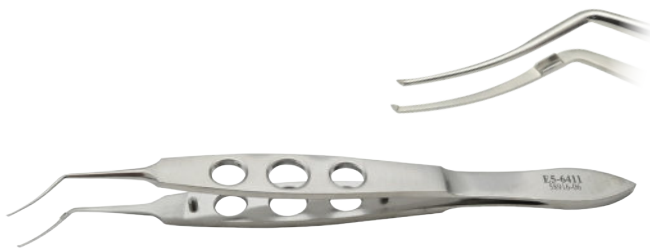
angled 8mm from bend to tip with 7.5mm smooth tying platform, three hole flat handle, 102mm overall length, Titanium

**TENNANT TYING FORCEPS STRAIGHT****E5-6240**

smooth Jaws with 6mm tying platform, round straight-knurled handle with guide pin, 110mm overall length, stainless steel

**TENNANT TYING FORCEPS CURVED****E5-6242**

smooth Jaws with 6mm tying platform, round straight-knurled handle with guide pin, 110mm overall length, stainless steel


**UTRATA CAPSULORRHEXIS FORCEPS ANGLED/ VAULTED****E5-6411**

11mm from bend to tip with extremely thin triangular grasping tips, 102mm overall length, stainless steel

**UTRATA CAPSULORRHEXIS FORCEPS ANGLED****E5-6433**

12mm from bend to tip, extremely thin sharp triangular grasping tips with criss-cross serrated platform, 80mm overall length, stainless steel


NUCLEUS MANIPULATORS



KOCH PHACOEMULSIFICATION SPATULA

E3-2656

0.8mm wide gently curved shaft with duckbill-shaped tip, round knurled handle, 115mm overall length, stainless steel



DRYSDALE NUCLEUS MANIPULATOR

E3-2666


paddle shaped tip, with anterior capsule polisher, angled 10mm from bend to tip, round knurled handle, 112mm overall length, stainless steel



CASTROVIEJO CYCLODIALYSIS SPATULA DOUBLE ENDED

E3-2710

0.5mm wide flat handle, 135 mm overall length, stainless steel



KOCH STOP AND CHOP MANIPULATOR

E3-2660

angled 10mm from bend to tip with 1.5mm long tip design, round knurled handle, 118mm overall length, stainless steel

IOL MANIPULATORS



SINSKEY LENS MANIPULATING HOOK

E3-2500

0.25mm diameter blunt tip, straight shaft, round knurled handle, 120mm overall length, stainless steel



LESTER II LENS MANIPULATOR

E3-2623

0.2mm diameter teardrop shaped tip, angled 10mm from bend to tip, round knurled handle, 115mm overall length, stainless steel



LESTER IOL MANIPULATOR STRAIGHT

E3-2519

0.25mm diameter teardrop shaped tip, round knurled handle, 118mm overall length, stainless steel




LESTER IOL MANIPULATOR ANGLED

E3-2520

0.25mm diameter teardrop shaped tip, round knurled handle, 118mm overall length, stainless steel

CANNULAS



AIR INJECTION

E7-2016

27ga., angled 7mm from bend to tip, 19mm overall length



AIR INJECTION

E7-2027

30ga., angled 7mm from bend to tip, 19mm overall length



LEWICKY CHAMBER MAINTAINER

E7-2412

23ga. threaded tip, supplied with silicone tubing and adaptor



HYDRODISSECTION CANNULA

E7-2278

27ga., angled 8mm from bend to tip, flat tip, 22mm overall length

CORNEAL MARKERS



MENDEZ DEGREE GAUGE

E3-4054

outside diameter 18mm, inside diameter 12mm, ruler markings on top of ring, stainless steel



BORES TWO-RAY MERIDIAN MARKER

E3-4003T

round knurled handle, 100mm overall length, Titanium (with stainless color)

FIXATION RINGS



THORNTON FIXATION RING

E3-5631

swivel 13mm x 7mm C style with 15° markings, flat handle, stainless steel

NEEDLE HOLDERS



CASTROVIEJO NEEDLE HOLDERS WITHOUT LOCK

E6-7010 straight, 9mm jaws

E6-7011 curved, 9mm jaws



CASTROVIEJO NEEDLE HOLDERS WITH LOCK

E6-7012 straight, 9mm jaws

E6-7013 curved, 9mm jaws

SCISSORS



WESTCOTT TENOTOMY SCISSORS 16MM

E4-1500

curved, 16mm blades, blunt tips, 117mm overall length, serrated handle, stainless steel



WESTCOTT TENOTOMY SCISSORS 21MM

E4-1501

curved for right handed use, 21mm blades, blunt tips, 117mm overall length, serrated handle, stainless steel

SPECULA



LIEBERMAN EYE SPECULUM

E1-1013

adjustable mechanism, V-shaped blades are designed to retain the surgical drape under the eyelids, 15mm blades, stainless steel



LIEBERMAN SOLID BLADE SPECULUM

E1-1088

both nasal/temporal model, 14mm solid blades rounded, stainless steel

FIXATION HOOKS



GUTHRIE (IRIS) HOOK SMALL

210-165

sharp double prongs, 1.5mm wide, 5"



GUTHRIE (IRIS) HOOK LARGE

210-167

sharp double prongs, 2.5mm wide, 5"

Instruments available for multiple procedutre types. Contact us for quick reference to the major brands.

LASIK Instruments

E1-1086 Speculum, K-Wire, 15mm blades
 E3-2801 Buratto Flap Protector
 E3-2053 Hersh LASIK Spatula
 E3-2688 Fukasaku LASIK Spatula
 E3-2690 Katzen LASIK Flap Unzipper
 E3-2692 Thorlakson LASIK Flap Lifter
 E3-2751 Intra Flap Lifter & Retreatment Spatula, D-E
 E3-5654 Gimbel Stabilization Ring
 E5-6365 Buratto LASIK Flap Forceps
 E7-2471 Banaji LASIK Cannula, 26ga.
 E7-2463 Spatulated LASIK Cannula, 26ga.
 E7-2477 Buratto LASIK Cannula, 3-ports, 23ga.

TORIC IOL Instruments

E3-4004 Henderson Alignment Marker
 E3-4006 Henderson Toric IOL Marker
 E3-2090 Scorsetti-Shepherd Capsule Polisher, 90°
 E7-2366 Henderson MICS Capsule Polisher

DALK Instruments

E7-2084 Bishop-Harmon A/C Irrigator
 E3-2798 DALK Corneal Dissector
 E3-2796 Rosenwasser DALK Trisector
 E3-2797 Bonfadini DALK Spatula
 E7-2157 DALK Air Injection Cannula, 27ga.
 E7-2158 Rosenwasser DALK Cannula, 27ga.
 E5-6240 Tennant Tying Forceps, delicate, straight
 E5-6242 Tennant Tying Forceps, delicate, curved
 E6-7073 Anis Needle Holder, extra-delicate, curved

CORNEAL TRANSPLANT Instruments

E7-2084 Bishop-Harmon A/C Irrigator
 140-025 Hartman Mosquito Forceps
 E1-1157 Flieringa Rings (set of 8)
 E1-1031 Barraquer Wire Speculum, large
 E1-1086 Speculum,K-Wire, 15mm blades
 E4-1500 Westcott Tenotomy Scissors
 E5-6275 Polack Double Corneal Fixation Forceps
 K5-2914 Perl Corneal Forceps, 0.08mm, left
 E5-6132 Castroviejo Forceps, 0.12mm
 E5-6133 Castroviejo Forceps, 0.3mm
 E5-6170 Harms-Colibri Forceps, 0.12mm
 E5-6240 Tennant Tying Forceps, straight
 E5-6242 Tennant Tying Forceps, curved
 E3-2808 Paton Spatula & Spoon
 E6-7075 Anis Needle Holder, curved w/lock
 E6-7013 Castroviejo Needle Holder, curved w/lock
 E7-2025 Air Injection Cannula, 30ga.
 E7-2128 McIntyre A/C Cannula, 26ga.

OCULOPLASTIC Instruments

E3-2117 Schepens Orbital Retractor
 210-196 Desmarres Lid Retractor #2
 OP21-264HP Scleral Shield, large (pair)
 210-199 Jaeger Lid Plate, stainless steel
 210-081 Knapp Retractor, 4-prong, blunt
 E3-2078 Meyerhoefer Curette #3
 210-167 Fixation Hook, double, large
 E3-2099-2 Graefe Muscle Hook
 030-006 Stainless Steel Ruler
 100-406 Stevens Scissors, straight
 120-785 Tissue Forceps, 1x2, straight
 120-902T Ptosis Lid Clamp, 6-pin, concave
 210-838 Francis Chalazion Forceps
 140-025 Hartman Mosquito Forceps, straight
 E6-7020 Castroviejo Needle Holder, straight with lock
 200-232 Freer Periosteal Elevator
 E7-0222 Wilder Lacrimal Dilator #2
 E7-0249 Bowman Lacrimal Probe #3-4
 E7-0254 Pigtail Probe

OCULAR LASER SHIELD WITH SUCTION CUP



PRODUCT CODE	DESCRIPTION		
OP21-261P	X-Small	22.0 x 19.5mm	Pair
OP21-262P	Small	24.0 x 21.0mm	Pair
OP21-264P	Medium	25.5 x 22.0mm	Pair
OP21-266P	Large	26.5 x 23.0mm	Pair
OP23-012	12pk	Replacement suction cups	

PLASTIC OCULAR SHIELD WITH SUCTION CUP



PRODUCT CODE	DESCRIPTION		
OP23-201BP	X-Small	23.5 x 21.5mm	Pair
OP23-202BP	Small	26.0 x 23.5mm	Pair
OP23-204BP	Medium	27.5 x 24.5mm	Pair
OP23-206BP	Large	28.5 x 25.5mm	Pair
OP23-012	12pk	Replacement suction cups	

OCULAR LASER SHIELD WITH OFFSET HANDLE



PRODUCT CODE	DESCRIPTION		
OP21-261HP	X-Small	22.0 x 19.5mm	Pair
OP21-262HP	Small	24.0 x 21.0mm	Pair
OP21-264HP	Medium	25.5 x 22.0mm	Pair
OP21-266HP	Large	26.5 x 23.0mm	Pair

PLASTIC OCULAR SHIELD WITH HANDLE



PRODUCT CODE	DESCRIPTION		
OP23-201BHP	X-Small	23.5 x 21.5mm	Pair
OP23-202BHP	Small	26.0 x 23.5mm	Pair
OP23-204BHP	Medium	27.5 x 24.5mm	Pair
OP23-206BHP	Large	28.5 x 25.5mm	Pair

EXTERNAL LASER SHIELD



case not included

PRODUCT CODE	DESCRIPTION		
OP21-552	Small	22.0 x 19.5mm	Pair
OP21-555	Regular	24.0 x 21.0mm	Pair
030-105.5	Sterilization case 4"W x 7.5"L x 1.5"H		



GREEN TISSUE FORCEPS

120-894

10mm wide teeth, without lock

120-897

5mm wide teeth, without lock




CASTROVIEJO NEEDLE HOLDER TUNGSTEN

091-829TC

straight, with lock, serrated

091-833TC

curved, with lock, serrated



MUELLER PUTTERMAN CLAMP

120-902T

3 pins on top and 3 pins on bottom jaw with 3 aligned holes on both jaws, 4 inside interlocking grooves, concave jaw head, 25mm wide, TITANIUM



CERAMIC STEVENS TENOTOMY SCISSORS

100-404SCK

curved blunt points, super-cut blades



CASTROVIEJO CALIPER

405-690

graduated 0-20mm, curved

405-692

graduated 0-20mm, straight



PAR SCISSORS

100-321SC

curved, serrated, Super-Cut

500-321

curved, serrated, Tungsten Carbide



BIPOLAR MCPHERSON FORCEPS

218-002SS


0.25mm tips, non-insulated, 3-3/10"



BIPOLAR JEWELER FORCEPS

218-004NS

0.25mm tips, insulated, non stick, 4-3/4"



BIPOLAR ADSON FORCEPS

218-010NS

1mm tips, insulated, non stick, 4-3/4"



EXAM LANES



ORBIT X RECLINES 180°

PRODUCT CODE

LM-OCX

Developed with advanced engineering to deliver an exceptionally comfortable product with ease of movement. It gives the operator and patient a sense of security. All of our products are built with durable materials, perfectly balanced, allowing long lasting durability to provide exceptional results for years to come.



- Weight capacity 550 lbs.
- Fully automatic Up/Down movement.
- Reset button at your fingertips.
- Noiseless.
- Ergonomic.
- Adjustable headrest.
- High power movements.
- Engine (oil free).

- **ULTRAMODERN DESIGN AND ERGONOMICS.**

Doctors practically spend one-third of their day stuck inside their offices, filling out reports, figuring out diagnosis, and finding the right decisions to make. While they're enclosed in those four walls, doctors are forced to look around the room while they ponder in thought. They don't want to have to stare at old and outdated products; they'd rather set their sites on something a bit more pleasing to the eye – products that don't look like they're from the 1980's.

- **ANATOMIC CHAIR WITH HIGH POWER MOTOR.**

The anatomic chair is carefully created and designed to guarantee maximum comfort for every patient, making each experience incredibly enjoyable.

The anatomic chair is made with a high power engine, and it's able to carry a weight capacity of up to 550 lbs. This allows all doctors the opportunity to take on a wide variety of patients.

- **RESET BUTTON.**

The anatomic chair naturally comes with a reset button, added to the design for doctors to easily get their patients back into a sitting position with no hassle.

The reset button improves the overall dynamic of the practice, increasing productivity and making a doctors work more efficient.

2 year warranty

ORBIT ANALOG

PRODUCT CODE

LM-OS

Patented slit lamp arm. Single and soft handle lock/release 4 movements. Developed with advanced engineering to deliver very smooth movements, stability, comfort and security to patients and operator alike.

- **SLIT LAMP AND PHOROPTER ARM PRECISELY BALANCED.**

The slit lamp and phoropter arm are advanced technologies added to the stand to safely secure and stabilize medical instruments used by the doctor. Doctors are able to move fluidly while completing work, in turn reducing the fatigue experienced throughout the day.

This precisely balanced feature allows medical professionals to leave work feeling less tired.

The slit lamp and phoropter arm are both made from high resistance steel, giving doctors a long-lasting and highly durable piece of equipment. Maintenance is not needed often.

2 year warranty



MANUAL REFRACTOR (+ CYLINDER)

PRODUCT CODE

LM-MR +CYL

MANUAL REFRACTOR (- CYLINDER)

PRODUCT CODE

LM-MR -CYL

Crafted from high-grade optics, precision-cut metal and brass gears and hand-assembled using the finest synthetic lubricants we can find, the refractor delivers smooth operation, spot-on accurate optics and familiarly located control knobs. Simply stated, we took the best that was out there and made it better!

Summary of Manual Refractor Features:

- Wavefront verified optics with anti-reflective coating
- Precision-cut metal and brass gears
- Ultra-smooth feel provided by the finest synthetic lubricants we can find from Nye® Lubricants in Fairhaven, Massachusetts
- Familiar location of all control knobs



3 Year Unlimited Warranty

Spherical Power

- Range: +16.75 to -19.00D
- Step: 0.25D
- Cylindrical Power 0.0 to -6.00D
- Range: 0.0 to to -8.00D with additional lens of -2.0D
- Step: 0.25D
- Cylindrical Axis 0 to 180°, 5° step
- Rotary Prism 0Δ to 20Δ, 1Δ step
- Pupillary Distance 48 – 75mm, 1mm step
- Standard Lenses ±0.25 Cross Cylinder test lens

Auxiliary Lens

- Open aperture (two positions)
- Occluder (two positions)
- Cross Cylinder Lenses, with horizontal "+" axis
- 6Δ base-up (Left body)
- 10Δ base-in (Right body)
- Pin hole
- +.12D spherical lens
- Cross hair
- Red Lens (Left body)
- GL Lens (Right body)
- Red Maddox rod, Horizontal (Left body)
- Red Maddox rod, Vertical (Left body)
- White Maddox rod, Horizontal (Right body)
- White Maddox rod, Vertical (Right body)
- Polarizing lens 45° (Right body), 135° (Left body)
- ±1.50 Retinoscopic lens



SLIT LAMPS

CLARICON SERIES

HAYDEN OPHTHALMIC



- Three Standard Magnification **CLARICON**
- Five Standard Magnification **CLARICON MAX**
- Eyepiece: 12.5x
- Pupilar distance: 54 mm~82 mm
- Eyepiece adjustment: -7D ~ +7D
- Slit width: 0mm~14mm continuous
- Slit height : 1mm~14mm continuous
- Spot diameter : 14mm, 10mm, 5mm, 3mm, 1mm, 0.2mm
- Slit angle: 0~180 Rotational
- Illumination: 12v, 50w LED
- Fixation: Red LED 3.5V
- Input Voltage: 100~240V
- Frequency: 48~62 Hz





APPLANATION TONOMETER WITH PRISM

PRODUCT CODE

LM-AT

The Goldmann Applanation Tonometer remains the gold standard for fast and consistent IOP measurement. It is based on this proven principle, combined with precision materials and a very specific FDA certified manufacturing process, that the accuracy of the Applanation Tonometer is exceptional and within ± 0.5 mmHG. Mounted on the slit lamp, the tonometer integrates with standard eye exams and is accessible to all patients and all exam rooms.

The Applanation Tonometer comes complete with prism, calibration rod and 'R' type mount.

Measurement range: 0 – 80 mmHg

Measurement accuracy: ± 0.5 mmHg

3 year warranty



TONOMETER PRISM

PRODUCT CODE

LM-PR

As an integral part of IOP measurement, our prisms are manufactured using very specific materials and a precision manufacturing process. The result is highly accurate, reliable measurements. Additionally, a proprietary quality control and inspection process verifies slope, fitment, optical quality and light transmission.

3 year warranty



REFURBISHED REICHERT TONO-PEN® XL TONOMETER

PRODUCT CODE

LM-RHTP

Provides IOP readings that correlate closely with Goldmann Tonometry. It's lightweight ergonomic design and advanced electronic measurement technology enable operators to take fast and accurate IOP measurement with minimal training.

Refurbished with one-year warranty

All product and company names are the registered trademarks of their original owners. The use of any trade name or trademark is for identification and reference purposes only and does not imply any association with the trademark holder of their product brand.

ACUITY CHART

PRODUCT CODE

ACUITY COMP

Package includes 24" monitor and wall mount

PRODUCT CODE

ACUITY CH

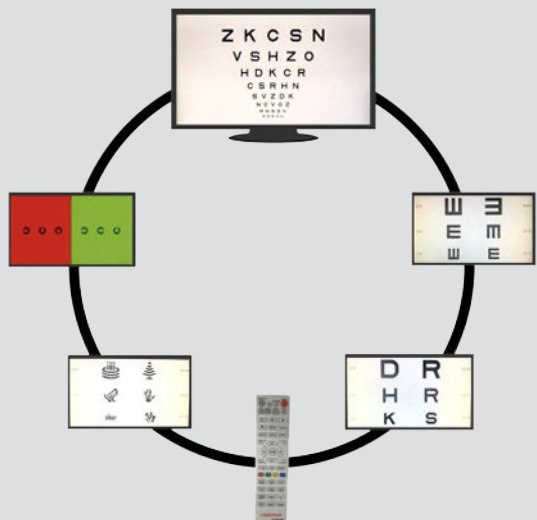
Acuity device only, no monitor or mount

- 100% Maintenance free, no moving parts
- User friendly, feather touch remote control
- 2 min. speedy refractions using 4 navigation keys
- Adapts to small rooms & reverses letters for mirrors

- View images & videos via USB port
- 160+ patient education charts eye diseases
- 60+ HD patient videos for patient education
- Plug-in, adjust room size & play

Charts

Sloan Letters
Numbers
Tumbling E.
Landolt Rings
Kindergarten
Allen Preschool
Display Modes
Single Character
Horizontal/Vertical Lines
Black in White
Multi Line
Random Access
Duo Chrome Red/Green
Additional Tests Include:
Logmar
Ishihara test (38 plates)
Maddox
Worth 4-Dot
Astigmatic Clock Dial
Contrast Sensitivity
Cross cylinder
EDTRS





ALL-GLASS OPTICAL LENSES





All lenses are composed entirely of precision instrument-grade glass for superior diagnostic and treatment performance. Our optimized design and exclusive enhanced broadband coating ensures maximum image integrity. Just one look and you'll recognize the quality advantage that our ezView BIO lenses deliver.



PRODUCT CODE

O-eZView 15D

The high magnification provided by our 15 diopter lens is well suited for detailed observation of the optic nerve head and macula.

PRODUCT CODE

O-eZView 20D

There's a 20D in every physician's pocket. Our improved design delivers superior image clarity throughout the viewing field. Computer optimized lens surfaces eliminate optical aberrations. A true "20 diopter" design. Available in colors: Black, Blue, Purple, Red or Green.

PRODUCT CODE

O-eZView 22D

An excellent mid-range lens which delivers the critical high definition viewing of a 20 diopter coupled with the wide-field viewing of higher diopter lenses. An excellent "multi-purpose" lens! Available in colors: Black, Blue, Purple, Red or Green.

PRODUCT CODE

O-eZView 25D

Ideal for use in patients with smaller palpebral fissures. Offers median field of view and magnification.

PRODUCT CODE

O-eZView 28D

Designed for small pupil diagnosis and treatment. Excellent widefield viewing. Complementary lens: 20D or 22D.

PRODUCT CODE

O-eZView 30D

Excellent for use on patients with small pupils. Delivers a wide field of view and stable shorter working distance

PRODUCT CODE

O-eZView 40D

Specifically designed to deliver the widest field of view of any biomicroscopy lens available. Ultra-wide field viewing. Ideal for pediatric ophthalmology

SURGIVIEW STEAM STERILIZABLE

ion VISION SurgiView lenses are composed entirely of instrument quality glass — there is no plastic to fog, haze or crack during everyday working conditions. This amazing lens coating is a TRUE steam sterilizable coating which doesn't require complex care instructions or lens maintenance.



PRODUCT CODE

O-eZView 20DSS

There's a 20D in every physician's pocket. Our improved design delivers superior image clarity throughout the viewing field. Computer optimized lens surfaces eliminate optical aberrations. A true "20 diopter" design. Steam Sterilizable

PRODUCT CODE

O-eZView 28DSS

Designed for small pupil diagnosis and treatment. Excellent widefield viewing. Complementary lens: 20D or 22D. Steam Sterilizable



20D & 22D Available in colors: Black, Blue, Purple, Red or Green.

	15D	20D	20DSS	22D	25D	28D	28DSS	30D	40D
Viewing Range	36°-47°	46°-60°	46°-60°	56°-73°	52°-68°	53°-69°	53°-69°	58°-75°	69°-90°
Image Mag.	4.11x	3.08x	3.08x	2.68x	2.54x	2.27x	2.27x	2.15x	1.67x
Laser Spot Mag.	.24x	.32x	.32x	.37x	.39x	.44x	.44x	.47x	.6x

Enhanced Broadband AR Coating

Our exclusive anti-reflective lens coating is specifically designed to minimize ambient reflection, delivering a pristine retinal image! This unique AR formula is optimized for use with all laser systems.



PRODUCT CODE

O-eZView 95

Achieve the high magnification viewing of a 60 diopter lens with the wide field imaging of a 90 diopter! Superior stereoscopic design.

PRODUCT CODE

O-eZView 115

High-index glass and a superior optical design for diagnostic and treatment capabilities that exceed competitive designs. Use in lieu of the 90 diopter for wider field viewing.



PRODUCT CODE

O-eZView 60D

The high magnification offered by the 60D is ideal for detailed observation of the posterior pole. Superior stereoscopic properties.

PRODUCT CODE

O-eZView 78D

Ideal general diagnostic and treatment lens.
Available in colors: Black, Blue, Purple, Red or Green.

PRODUCT CODE

O-eZView 90D

The standard slit lamp biomicroscopy lens. Our 90D design delivers superior clarity, stereopsis and outstanding small pupil capabilities. Compare it to your 90D and see the difference.
Available in colors: Black, Blue, Purple, Red or Green.



PRODUCT CODE

O-eZView 124SP

Perfect for the difficult to dilate patient. You'll achieve an excellent view of the fundus through pupils as small as 3mm.

PRODUCT CODE

O-eZView 125

An excellent "general use" slit lamp lens. Ideal balance of high magnification viewing and small pupil capability.

	60D	78D	90D	95	115	125	124SP
Viewing Range	81°	97°	89°	98°	116°	124°	124°
Image Mag.	1.15x	.93x	.76x	1.0x	.76x	.57x	.45x
Laser Spot Mag.	.87x	1.08x	1.32x	1.0x	1.3x	1.75x	2.22x



HIMAG

PRODUCT CODE

O-i3DHM

Using superior, medical optical high index-glass and a superior aspheric optical design, the i3D HiMag lens is a next generation, high magnification viewing lens for the Slit Lamp microscope. With great detail, imaging of the Macula, optic disc and pathologies within the central zone will be critically examined with excellent stereopsis under highly magnified conditions.



WIDEFIELD

PRODUCT CODE

O-i3DWF

The i3D WideField is a superior upgrade to the 90D lens by utilizing high index, high resolution medical grade glass along with a next generation, 3D optical aspheric design. The i3D WideField offers far reaching field of view while maintaining typical image magnification compared to 90D style lens performance.



ULTRA WIDEFIELD

PRODUCT CODE

O-i3UWF

Utilize the i3D Ultra WideField to extend the field of view beyond 90D type lenses. The primary exam lens for routine retina exams on a daily basis. With the Slit Lamp microscope scan beyond typical boundaries compared to other exam lenses, plus this lens is easier to use with patient's having smaller pupils.



ULTRA WIDE NON-MYDRIATIC

PRODUCT CODE

O-i3UWNM

This is the lens that answers the call for non-mydriatic pupils or for patient pupils difficult to dilate. May be used as the ideal exam lens for many eye-care professionals due to the superior, specific optical quality material and next generation optical design.

USE WITH SLIT LAMP

	O-i3DHM	O-i3DWF	O-i3UWF	O-i3UWNM
Field of View	97°	117°	125°	125°
Magnification	1.00x	0.76x	0.57x	0.45x
Laser Spot Factor	1.00	1.32	1.75	2.22

All i3D Series rings come in your choice of ring colors: Black, Blue, Purple, Red or Green.

Achieve detailed imaging with high magnification throughout the field of view using the Binocular Indirect Ophthalmoscope. This next generation advanced lens design creates extraordinarily high resolution, stereoscopic imaging with exceptional depth of field. Second to none for professional viewing and detailed medical examinations using the BIO. All Glass lens with ION's exclusive Broadband Multi-Layer Anti-Reflective coating. (Companion BIO lens = ION i3D Elite Wide)

ELITE MAG

PRODUCT CODE
O-i3DEM



High resolution, medical optical grade glass combined with an advanced aspheric optical design combines to create the best next generation lens! Extensive field of view with appreciable magnification are key factors with ION's i3D Elite Wide lens for the Indirect Ophthalmoscope. For routine exams with far reaching, high quality results, use ION's "Elite Wide". This is the lens that overcomes everyday viewing obstacles when attempting wider field imaging. All Glass lens with ION's exclusive Broadband Multi-Layer Anti-Reflective coating. (Companion BIO lens = ION i3D Elite Mag)

ELITE WIDE

PRODUCT CODE
O-i3DEW



USE WITH BIO

	O-i3DEM	O-i3DEW
Field of View	49°	72°
Magnification	3.89x	2.79x
Laser Spot Factor	0.26	.036



ELITE STEREOMAG

PRODUCT CODE
O-i3DESM

The Elite Series is the lens of choice for precise stereo imaging. The i3D Elite StereoMag is an ultra-high magnification viewing lens used with the Slit Lamp microscope. All Glass lens with ION's exclusive Broadband Multi-Layer Anti-Reflective coating. (Companion BIO lens = ION i3D Elite Field)



ELITE STEREO 1X

PRODUCT CODE
O-i3DES1

Acquire highly detailed, precision 1.0x stereoscopic fundus imaging with the Slit Lamp microscope using the i3D Elite Stereo1x. The Elite Stereo1x is a mid-range, high magnification lens in the ION Elite Series offering detailed viewing with excellent depth perception. All Glass lens with ION's exclusive Broadband Multi-Layer Anti-Reflective coating. (Companion BIO lens = ION i3D Elite Field)



ELITE FIELD

PRODUCT CODE
O-i3DEF

This lens produces the widest viewing angle of all Elite Series Slit Lamp lenses! ION's ultra-high resolution lens, i3D Elite Field, combines a superior wide field with better than expected magnification due to the next generation optical design and superior medical optical grade glass. Expect discriminating medical images with the i3D Elite Field. All Glass lens with ION's exclusive Broadband Multi-Layer Anti-Reflective coating. (Companion BIO lens = ION i3D Elite StereoMag or i3D Elite Stereo1x)

USE WITH SLIT LAMP

	O-i3DESM	O-i3DES1	O-i3DEF
Field of View	70°	72°	125°
Magnification	1.3x	1.00x	0.72x
Laser Spot Factor	0.77	1.00	1.39



OMNIVIEW CONTACT SLIT LAMP LENSES

All imaging components in our contacting lens systems are made entirely from glass — even the contacting element — to ensure maximum image integrity. The glass contact element also allows for non-fluid applications, alcohol and peroxide cleaning, and long term durability. Say goodbye to the cracking, crazing and hazing that are typically associated with plastic optics. These are the **ONLY** lenses on the market with this exclusive feature. No other manufacturer offers such a wide array of all-glass lenses. It's your money, why settle for less?



PRODUCT CODE
O-OV85

Ultra-high magnification viewing of the posterior pole. Perfect for focal laser treatment of central retinal conditions.



PRODUCT CODE
O-OV135

Designed to deliver the ideal laser spot size for photodynamic therapy procedures. Provides excellent visualization of the choroidal neovascular membrane. Also well suited for focal/grid laser therapy.



PRODUCT CODE
O-OV137

Ideal for use on difficult to dilate patients at the slit lamp. This lens delivers an outstanding retinal view through pupils as small as 3mm.



PRODUCT CODE
O-OV145

Ideal for wide field observation and treatment of the retina. Great balance of magnification and field of view.



PRODUCT CODE
O-OV165

Ultra-wide field imaging to the ora serrata. The OmniView provides an incredibly clear view of the retina from the posterior pole to the periphery without the need of shifting or tilting the lens. Perfect for PRP.

	O-OV85	O-OV135	O-OV137	O-OV145	O-OV165
Viewing Range	84°	137°	137°	144°	165°
Image Mag.	1.06x	.66x	.44x	.51x	.5x
Laser Spot Mag.	.94x	1.50x	2.27x	1.97x	2.0x

4 MIRROR NO FLANGE - WITH 2 POSITION HANDLE

PRODUCT CODE **O-DGL16**

Perfect for fast and effective anterior segment examinations! This single element ALL Glass lens provides four 65° mirrors offer complete 360° view with minor rotation. Has a small 8mm ALL GLASS, “no fluid” contact surface diameter. Magnification is .9x. Laser spot factor is 1.1x.

This 2 position, ergonomic handle is perfect for straight and angled usage. Simply insert for your preference!

Viewing Range: 4 x 64° - Image Mag.: 0.9x - Laser Spot Mag.: 1.1x



1 MIRROR SLT & SLT FLANGE

PRODUCT CODE

O-DGL70 1 Mirror SLT

O-DGL71 SLT Flange

This single element, ALL GLASS lens has been developed specifically for angle examinations and Selective Laser Trabeculoplasty (SLT) procedures. The DirectView 1 Mirror SLT Lens has an offset top convex surface that places the image and laser application precisely over the internal reflection viewing mirror with a magnification and laser spot factor of 1.0x.



1 MIRROR FLANGE

PRODUCT CODE

O-DGL21

This single element ALL GLASS lens has an offset top convex surface that places the image and laser application precisely over the viewing mirror and application area. “Flanged” 14.5mm contact surface is ideal for laser treatment.



2 MIRROR

PRODUCT CODE

O-DGL23

This single element ALL GLASS lens has a top convex surface that places the image and laser application precisely over the 2 viewing mirrors and application area. “Flanged” 14.5mm contact surface is ideal for laser treatment.



3 MIRROR NO FLANGE

PRODUCT CODE

O-DGL26

ion VISION 3 mirror lenses are of a traditional design, incorporating 3 mirrors angled at 60°, 66° and 78°. An 11.5mm contacting surface facilitates dynamic compression technique. Magnification and laser spot magnification factor is 1.0x.



3 MIRROR FLANGE

PRODUCT CODE

O-DGL25

This 3 Mirror version contains a “flanged” 14.5mm contact surface which is ideal for laser treatment. Magnification and laser spot magnification factor is 1.0x. No fluid design due to “all-glass” contacting element – an ion VISION exclusive feature!



4 MIRROR NO FLANGE

PRODUCT CODE

O-DGL29

Perfect for fast and effective anterior segment examinations! Four 64° mirrors offer complete 360° view with minor rotation. 8mm all-glass “no fluid” surface diameter. Magnification is .9x. Laser spot magnification factor is 1.1x.



4 MIRROR FLANGE

PRODUCT CODE

O-DGL28

Similar to above but with “flanged” 14.5mm contact surface which is ideal for laser treatment. Magnification is .9x. Laser spot magnification factor is 1.1x. No fluid design due to glass contacting element.



	O-DGL70 O-DGL71	O-DGL21	O-DGL23	O-DGL26	O-DGL25	O-DGL29	O-DGL28
Mirror Angles	63°	63°	63°	60°/66°/78°	60°/66°/78°	4 x 64°	4 x 64°
Image Mag.	1.0x	1.0x	1.0x	1.0x	1.0x	.9X	.9X
Laser Spot Mag.	1.0x	1.0x	1.0x	1.0x	1.0x	1.1X	1.1X



DIRECTVIEW DIRECT IMAGING LENSES

No fog. No mess. No kidding.

ion VISION gonioscopy and direct imaging lenses are composed entirely of instrument quality glass — there is no plastic to fog, haze or crack during everyday working conditions. All no flange gonioscopy and direct imaging lenses are composed of a single glass element providing a stable, durable lens design. You can use our advanced lenses with or without fluid! All ion VISION DirectView lenses come standard with our advanced broadband coating.

	O-DVI45	O-DVI46 O-DVI51	O-DVI34	O-DVI30	O-DVI31
Viewing Range	n/a	n/a	48°	n/a	n/a
Image Mag.	1.25x	1.5-2.0x	1.0x	1.57x	1.6x
Laser Spot Mag.	1.0x	1.0x	1.0x	.66x	.63x



SUTURE LYSIS

PRODUCT CODE

O-DVI45

Designed for laser suture lysis after anterior segment surgery. Large contact surface compresses conjunctival blood vessels and provides a clear view of the sutures as well as enables dynamic rotation of the lens for precise laser placement.



SUTURE LYSIS TS/TST

PRODUCT CODE

O-DVI46 •TS provides a rounded tip.

O-DVI51 •TST provides a tapered tip.

This design features a precision compression tip that enables you to cut sutures that were inaccessible with prior suture lysis lens designs. Highly stable design with superior magnification.



FUNDUS 1.0

PRODUCT CODE

O-DVI34

Designed for superior high magnification viewing and treatment of the optic nerve head and macula.



CAPSULOTOMY

PRODUCT CODE

O-DVI30

Promotes precise laser placement on the capsular bag.



IRIDECTOMY/IRIDOTOMY

PRODUCT CODE

O-DVI31

Provides an ideal combination of magnification and laser spot magnification for iridectomy and iridotomy procedures. Stable lens design.

SURGIVIEW DIRECT IMAGING VITRECTOMY LENSES

These advanced, ALL GLASS vitrectomy lenses are designed to fit a standard vitrectomy ring or lens handle. The first TRUE durable, autoclavable lens coating available for safe, repeated steam sterilization combines the attributes of our superior broadband AR coating to reduce reflection and glare.



DIRECT .5

PRODUCT CODE

O-SV47

Wide-field direct imaging biconcave vitrectomy lens that delivers a wide 48° view of the posterior pole during surgery. Steam Sterilizable



DIRECT 1.0

PRODUCT CODE

O-SV38

High-magnification direct imaging plano vitrectomy lens. Steam Sterilizable



DIRECT .75

PRODUCT CODE

O-SV48

Median-field direct imaging biconcave vitrectomy lens. Steam Sterilizable



DIRECT 1.5

PRODUCT CODE

O-SV40

Ultra-high-magnification direct imaging vitrectomy lens. Large imaging plane, lens is oversized at the top.

	O-SV47	O-SV48	O-SV38	O-SV40
Viewing Range	48°	28°	36°	36°
Image Mag.	.5x	.75x	1.0x	1.5x

LENS QUICK REFERENCE GUIDE		
Hayden Medical	Ocular Instruments	Volk®
eZView 15D®	MaxField® 14D	15D
eZView 20D®	MaxField® 20D	20D
SurgiView 20D®	MaxAC® 20D	20D ACS
eZView 22D®	MaxField® 22D	Pan Retinal® 2.2
eZView 25D®	MaxField® 25D	25D
eZView 28D®	MaxField® 28D	28D
SurgiView 28D®	MaxAC® 28D	28D ACS
eZView 30D®	MaxField® 30D	30D
eZView 40D®	MaxField® 40D	40D
i3D Elite Mag®	N/A	Digital Clear Mag
i3D Elite Wide ®	N/A	Digital Clear Field
eZView 60D®	Ultra Mag 60, MaxField® 60D	60D
eZView 78D®	High Mag 78	78D
eZView 90D®	Standard 90, MaxField® 90	90D
eZView 95®	MaxField® 66D	Super 66®
eZView 115®	Osher MaxField® 78D	SuperField NC®
eZView 125®	MaxField® 100D	Super VitreoFundus®
eZView 124SP®	Ultra View SP 132D	SuperPupil® XL
i3D HiMag®	MaxField® 66D	Super 66®
i3D WideField ®	Osher MaxField® 78D	SuperField NC®
i3D Ultra WideField ®	MaxField® 100D	Super VitreoFundus®
i3D UltraWide Non-Myd ®	Ultra View SP 132D	SuperPupil® XL
i3D Elite StereoMag®	N/A	Digital High Mag
i3D Elite Stereo1x®	N/A	Digital 1.0x Imaging
i3D Elite Field®	N/A	Digital Wide Field
OmniView 165®	Ocular Mainster PRP 165, Ocular ProRetina 120 PB, Ocular Reichel-Mainster 2X	QuadrAspheric® SuperQuad® 160, H-R Wide Field
OmniView 137®	Ocular Pro Retina 120 PB, Ocular Reichel-Mainster 2X	Equator Plus®
OmniView 135®	Ocular Mainster Wide Field, Ocular PDT 1.6X	PDT Lens, TransEquator®
OmniView 85®	Ocular Reichel-Mainster 1X, Ocular Mainster Focal/Grid	HR Centralis, Area Centralis®
DirectView 1 Mirror SLT® & 1 Mirror SLT® w/Flange	Latina SLT Gonio Laser	Volk SLT Lens
DirectView 3 & 4 Mirror®	Various 3 & 4 Mirror Designs	G1-G4 lenses
DirectView Fundus 1.0x®	Ocular Fundus	Centralis Direct®
DirectView Iridotomy® & Capsulotomy®	Abraham & Mandelkorn Iridectomy / Capsulotomy, Peyman G. Capsulotomy	Capsulotomy / Iridectomy, Blumenthal Iridotomy
DirectView Suture Lysis® & TS®	Hoskins, Mandelkorn & Ritch Suture Lysis	Blumenkrantz Suture Lysis
SurgiView Direct .5, .75, 1.0, 1.5x®	Landers & HRI (non steam Sterilizable)	ACS Direct Lenses



EQUIPMENT



Outfit your surgical suite and procedure rooms with our wide range of new and refurbished equipment. We offer major brands and can match your needs with multiple choices to suit your specific budget. We pride ourselves on the quality of our products, excellent customer service and service after the sale.

SURGICAL MICROSCOPES



ZEISS VISU 160
ZEISS VISU 200
ZEISS OPMI LUMERA I
LEICA M822 F20
LEICA M844 F40

PHACO UNITS

ALCON CENTURION
ALCON INFINITI
B&L STELLARIS



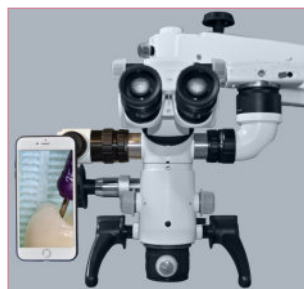
VIDEO CAMERA SYSTEM FOR OPERATING MICROSCOPE

View on the iPhone or stream to the included Apple TV

PRODUCT CODE
i-LM-ZLIVPHSE

- iPhone with case mount
- Beam splitter assembly
- Apple TV box
- Backup battery pack

*monitor or microscope not included.



PHACO HAND PIECES

ALCON CENTURION OZIL
ALCON INFINITY OZIL
BAUSCH & LOMB
STELLARIS HANDPIECE



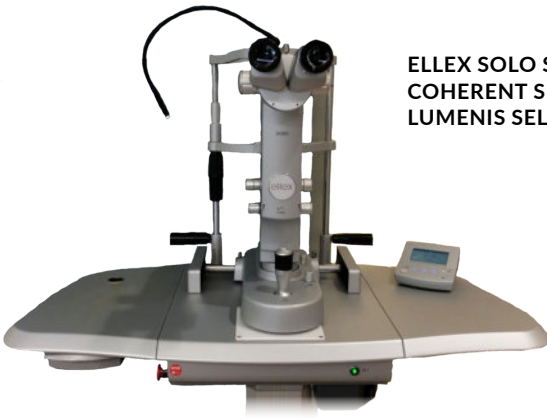
The above referenced company names are registered trademarks of the respective owners of the companies. Hayden Medical is not affiliated with the above companies. Hayden Medical does not buy or distribute products from the above companies.

OPTICAL COHERENCE TOMOGRAPH (OCT)



ZEISS CIRRUS 4000
ZEISS CIRRUS 5000
ZEISS VISANTE OCT

SLT LASERS




ELLEX SOLO SLT
COHERENT SELECTA
LUMENIS SELECTA II

VISUAL FIELD ANALYZERS



ZEISS 740-I
ZEISS 750-I
ZEISS 800

YAG LASERS



ELLEX SUPER Q
ELLEX ULTRA Q
COHERENT LUMENIS AURA
CARL ZEISS VISULAS

EQUIPMENT TABLE



LM-MT
Motorized Instrument Table
table top size , 22" x 18.8"
weight capacity 143 lbs.

The above referenced company names are registered trademarks of the respective owners of the companies. Hayden Medical is not affiliated with the above companies. Hayden Medical does not buy or distribute products from the above companies.

AUTOREFRACTORS



TOPCON KR8900
TOPCON KR8000
ZEISS VISUREF 100 ARK
NIDEKNIDEK OPD-SCAN II

TONOMETERS



TOPCON CT-80
REICHERT 7
CANON TX-10

SURGICAL LIGHTS



PRODUCT CODE
QALED070SC

AIM HI LED 70 Single, ceiling mount, 70,000 Lux



PRODUCT CODE
QALED0100DC

AIM HI LED 100 Double, ceiling mount, 70,000 Lux

PATIENT MONITORS



PRODUCT CODE
i-WALXI45NTO-SET

Welch Allyn LXI Vital Signs Patient Monitor, with SpO2. Refurbished, includes new mobile stand



PRODUCT CODE
i-Passport II A

Datascopes Passport II Patient Color Monitor. Also includes 5 agent gas module, REFURBISHED



SURGICAL SUITE EQUIPMENT

ASPIRATORS



PRODUCT CODE

PM60

Power Vac Aspirator, continuous operating, 800cc

AUTOMATED EXTERNAL DEFIBRILLATOR (AED)



PRODUCT CODE

i-ZollAED+

Zoll AED Plus, Encore Series, REFURBISHED

STAINLESS STEEL FURNITURE



PRODUCT CODE

i-Mayo1621

Mayo Stand with SS knob control, 16-1/4" x 21-1/4", adjusts 36"-62"



PRODUCT CODE

i-BT2036-SLF

Stainless Steel Instrument Back Table 3ft. with Shelf 20"W x 36"L x 34"H



PRODUCT CODE

i-SST 1

Stainless Steel Instrument Table with 1 Drawer and 3-Sided Guardrail, 16"W x 20"L x 34"H, 3"



PRODUCT CODE

i-SST 2

Stainless Steel Instrument Table with 2 Drawer and 3-Sided Guardrail, 20"W x 38"L x 34"H, 3"

HAYDEN SURGICAL STOOL

Hydraulic foot controlled up/down, with brake

PRODUCT CODE

S900-W with wedge seat

S900-S with saddle seat

S900-T with teardrop seat

- 300lbs weight capacity
- Dual-density foam seat cushion
- 180° Arm Rest Support
- 360° Rotating Arm Pad

Wedge (standard)



Teardrop



Saddle



DOCTOR'S STOOL

PRODUCT CODE

EDS-1060G with backrest

- Extra-Large, Fully Rotating Seat: 15" Diameter; larger than most seats
- Adjustable Pneumatic Height Range: 17" to 23" (ADA compliant)
- NEW Soft Polyurethane Wheels: Maneuvers smoothly over hardwood floors and carpets
- 4" of our Exclusive Small Cell™ Foam: Delivers superior comfort throughout the years
- Extra Large, Steel Seat Mounting Plate: 2x Larger than other stools; maintains durability and safety
- Hypoallergenic, CFC-free, oil & waterproof upholstery



HAUSTED MOBILE POWERED SURGI-CHAIR (ESC2)

PRODUCT CODE
i-ESC2EYE-ST600

- Smart Caster Technology with Auto Braking and Advanced Steering for Improved Patient and Staff Safety
- Industry Leading Height Range – 20”to 40” for Greater Procedure Flexibility
- Highest Chair Weight Capacity on U.S. Market Today – 600 lbs
- Wider Patient Surface for Enhanced Patient Comfort and Safety – 26”
- Two-position Foot Rest with Integrated Powered Leg Extension for Taller Patients
- Hand Pendant with Pre-Sets and 3 Memory Positions
- Superior Surgeon Leg Clearance
- 0° – 15° Seat Tilt Standard for Improved Patient Safety and Comfort
- Integrated Ergonomic Push Handles for Increased Staff Safety
- Counter Rotating Side Rails with Urethane Comfort Arm Rests
- Quick-Release Positioning
- Contoured, Multi-density Pad with Dura-Gel® Insert for Greater Patient Comfort
- Back-up Lithium Ion Battery for Longer Battery Life

Economic Benefits

- Single patient platform increases productivity and throughput and decreases turnover times
- Reduces staff time and prevents staff injury involved in transferring patient during various phases of care
- A full range of patient positioning provides patient comfort and safety during every phase of care including transport, procedure and recovery

Warranty:

HAUSTED COMPONENT WARRANTY
 Frame 5 years
 Casters 2 years
 Electrical components 1 year

PARTS WARRANTY
 Upholstered pads 1 year
 Optional accessories 1 year
 Replacement parts 90 days

⚠ WARNING: This product can expose you to chemicals including Di(2-ethylhexyl)phthalate (DEHP), which is known to the State of California to cause cancer and birth defects or other reproductive harm. For more information, go to www.P65Warnings.ca.gov

OPTIONAL ACCESSORIES

for the
i-ESC2EYE-ST600 & i-5E8



PRODUCT CODE
i-ESC2 CHR
 Contoured Head Rests Kit for ESC2
 (3pc) Includes 3 headrests
 with 4”, 4.5”, 5” thicknesses



PRODUCT CODE
i-ADDS
 Air Delivery Drape Support for Hausted
 Surgi-Chair, single post with rail clamp



PRODUCT CODE
i-H078500
 Dual Lateral
 Wrist Rest



PRODUCT CODE
i-H078600
 Full U
 Wrist Rest

HAUSTED MOBILE POWERED SURGI-STRETCHER

PRODUCT CODE

i-5E82



- Four wheel brake and steer with electric casters system
- Built in O2 tank holder and ample storage space
- 3-Stage Telescoping IV pole [permanently mounted]
- Stainless steel Retracto® Side Rails with rail caps
- Low-profile articulating head piece with dual operating control knobs
- Hand Pendant with Pre-Sets and 3 Memory Positions
- Emergency Backrest Release to override electric/battery
- Battery back-up allows power functions when not plugged in

Warranty:

HAUSTED COMPONENT WARRANTY

Frame 5 years

Casters 2 years

Electrical components . . . 1 year

PARTS WARRANTY

Upholstered pads 1 year

Optional accessories 1 year

Replacement parts 90 days

WARNING: This product can expose you to chemicals including Di(2-ethylhexyl)phthalate (DEHP), which is known to the State of California to cause cancer and birth defects or other reproductive harm. For more information, go to www.P65Warnings.ca.gov

OPTIONAL ACCESSORIES

for the

i-ESC2EYE-ST600 & i-5E8



PRODUCT CODE

i-KES Knee Elevator - Small 5" H x 17" L

i-KEM Knee Elevator - Medium 7" H x 17" L

i-KEL Knee Elevator - Large 7" H x 26" L



PRODUCT CODE

i-D500

Adult Gel Head Donut
8"OD x 3"OD x 1.75"H



PRODUCT CODE


i-D700

Horseshoe Gel Head Donut
8"OD x 3"OD x 1.75"H



Please visit our Ophthalmic website by going to www.haydenophthalmic.com

Or scan below with your camera app.



Contact us for your surgical instrument needs.

